




ALEAN Beam Alignment assit with Mini aimer



Plug it to the Receiver(RX).



Here view the transmitter (TX)by eye,



This window direction toward to the transmitter(TX)which need beam alignment.

Beam Alignment with Aimer:

- 1, Power on, both the Transmitter (TX) and Receiver (RX).
- 2, Plug the mini aimer vertically to receiver's and keep the transmitter's direction to Receiver(RX)
- 3, Adjust the direction of TX horizontally and vertically, to make sure it reaches to the best signal in this side by checking digital LED on RX.

